




APE - APE IF ELITE

4 plate ELISA Automated Processor



4 plate ELISA and 16 IFA slides Fast Automated Processor



APE ELITE is the latest version of ELISA processors able to manage 10 methods on line with 4 microplates at different temperatures. It is equipped with a sliding sample barcode reader; a microplate shaker is also available. Its user friendly approach for both software and hardware allows the operator to start working with the instrument as soon as it is out of the box, no pre-adjustments or calibrations are required.

APE IF ELITE is the latest version of combined ELISA and IFA automated processors of DAS. The instrument is able to manage 10 methods on line with 4 ELISA microplates at different temperatures; a three needle system allows fast processing on 16 IFA slides. It is equipped with a sliding sample barcode reader; a microplate shaker is also available. All parameter for dilution, dispense, incubation, washing, reading and data processing are settable by the user.



ITALY

UNI EN ISO 9001 - UNI EN ISO 13485 CERTIFIED COMPANY

APPLIED INNOVATION

APE - APE IF

ELITE

ELISA TECHNICAL FEATURES

Liquid handling	2 probes for dilution and dispense of samples and reagents
Sample dispense time	6s (average) with 2ml of washing solution
Sample dilution time	15s with 2ml of washing solution
Plate washing	two 8 nozzle manifolds, one to dispense and the other one to aspirate; residual volume <3 μ l
Plate washing inaccuracy	CV < 5 % at 300 μ l
Removable trays	modular racks to hold calibrators, controls and reagents for 10 methods on line
Microtiter plates	4 standard plates (12 x 8 well format) independently incubated from room temperature up to 45 °C
Wash Buffers	4 wash buffers for microplates in external tanks
Reading system	8 independent photometric channels with mono and bichromatic reading capability
Interferential filters	2 precision filters (450 and 630 nm); 2 more on request (4 filters max, 400-700nm)
Reading inaccuracy	reading from 0.000 to 3.000 OD; inaccuracy \pm 2%
Operating Functions	management of 10 methods in the same run; definition of incubation times and volumes for sample and reagents dispense; different incubation times for each method; easy and fast settings for new protocols; work list set up, patient reports and result filing; calibration curve storage for each carried out test.

IFA TECHNICAL FEATURES

Liquid handling	3 probes: two to dispense and dilute sample and reagents, the third one to aspirate from wells
Average throughput	320 wells in a run with incubation times of 30 + 30 minutes
Sample dispense time	6s (average) with 2ml of washing solution
Sample dilution time	15s with 2ml of washing solution
Slide washing	wells are washed one by one to avoid carry-over
Washing modes	multi-well, continuous flow or drop by drop for specific washing effectiveness
Supplied trays	tray with 16 positions for IFA slides (optional 20 positions); reagent tray for 16 controls, 12 conjugates (11 in case of Blue Evans dye)
Wash Buffers	2 wash buffers for slides in external tanks
Operating Functions	Management of 10 methods in the same run. Definition of incubation times and volumes for sample and reagents dispense. Different incubation times for each method. Easy and fast settings for new protocols. Slide mask, number of wells and thickness for each slide; shape, size and coordinates for each slide well.

COMMON TECHNICAL FEATURES

Built-in barcode reader	for sample; barcode reader for slides (optional)
Sample tray	169 sample tubes \varnothing 13 mm or 130 sample tubes \varnothing 16 mm; combination of them can be used in the same run
Dilution tray	264 dilution cups
Sample diluents	4 sample diluents on board
Dispense	CV <1%, inaccuracy 1% at 100 μ l
Aspiration	CV <1%, inaccuracy 1% at 100 μ l; minimum volume 5 μ l , 1 μ l resolution
Syringes	2 with 1000 μ l volume each, 1 μ l resolution
External liquid tanks	8 external tanks with level sensors
Operating Functions	Management of 10 methods in the same run. Definition of incubation times and volume for sample and reagents dispense. Different incubation times for each method. Easy and fast settings for new protocols.
Connection	LIS interface capability, work list import from Host Computer; a single PC can run more instruments at the same time
PC specifications	Intel I5 processor; 4 GB RAM; VGA 1024 x 768; HD with 100 GB free space; CD-ROM reader; USB 2.0 port; RS232 Serial Port
Operative systems	Windows 7 or Windows 10
Power requirements	230 or 115 VAC, 50-60 Hz, 650 VA
Measurements	113 x 77 x 75 h
Weight	120 Kg

THE SHOWN FEATURES COULD BE ALTERED WITHOUT NOTICE

Rev. 05

